

Brent – Disadvantaged pupil performance (Pupil Premium) Jan 2015

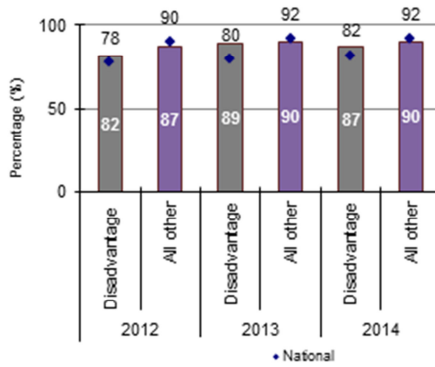
KS1 Brent - Closing the gap

Closing the gap between disadvantaged and other pupils

Reading

In 2014, 87% of disadvantaged pupils attained Level 2 or above in the key stage 1 reading assessment, while 90% of other pupils attained Level 2 or above.

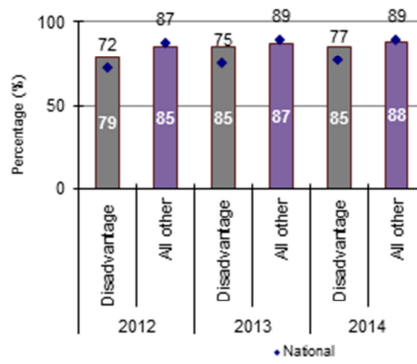
Percentage of pupils who attained Level 2 or above



Writing

In 2014, 85% of disadvantaged pupils attained Level 2 or above in the key stage 1 writing assessment, while 88% of other pupils attained Level 2 or above.

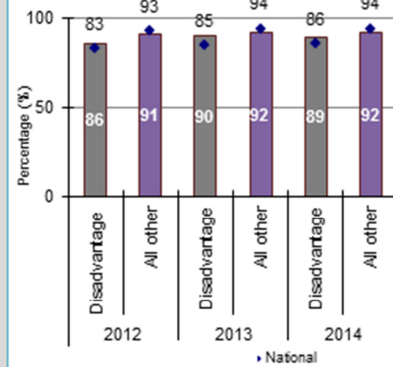
Percentage of pupils who attained Level 2 or above



Mathematics

In 2014, 89% of disadvantaged pupils attained Level 2 or above in the key stage 1 mathematics assessment, while 92% of other pupils attained Level 2 or above.

Percentage of pupils who attained Level 2 or above



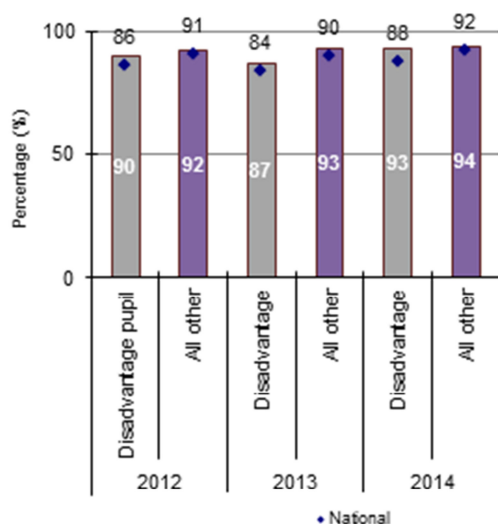
KS2 Brent - Closing the gap

Closing the gap between disadvantaged and other pupils

Reading expected progress

In 2014, 93% of disadvantaged pupils achieved expected progress, while 94% of other pupils achieved expected progress.

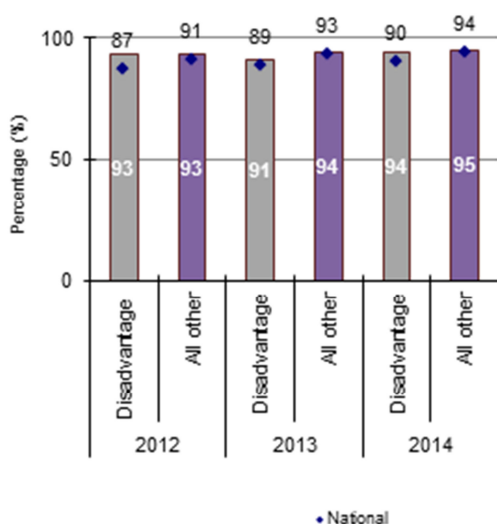
Percentage of pupils who achieved expected progress



Writing expected progress

In 2014, 94% of disadvantaged pupils achieved expected progress, while 95% of other pupils achieved expected progress.

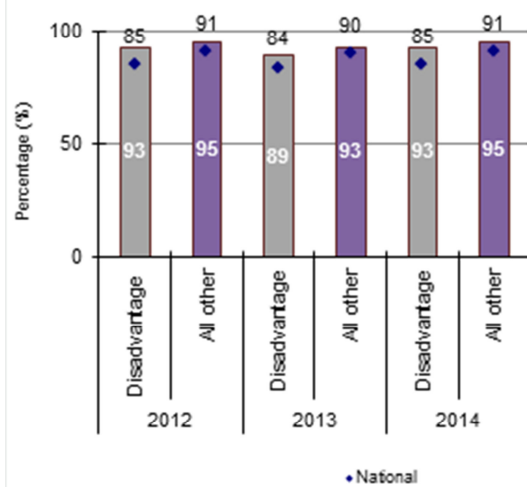
Percentage of pupils who achieved expected progress



Mathematics expected progress

In 2014, 93% of disadvantaged pupils achieved expected progress, while 95% of other pupils achieved expected progress.

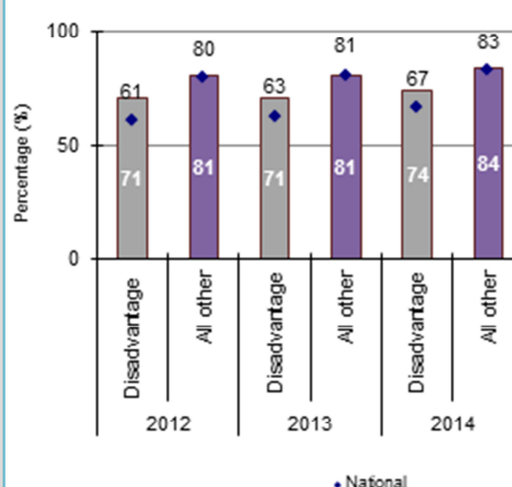
Percentage of pupils who achieved expected progress



RWM expected progress

In 2014, 74% of disadvantaged pupils achieved expected progress, while 84% of other pupils achieved expected progress.

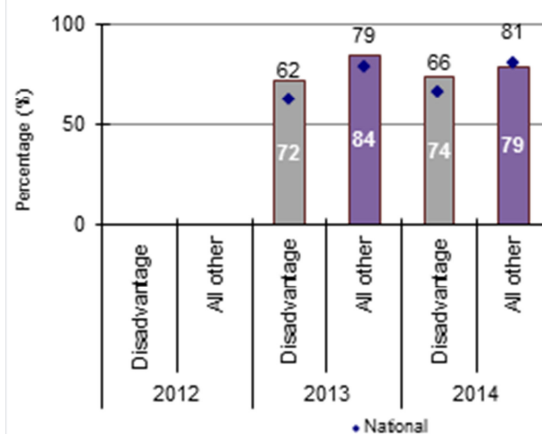
Percentage of pupils who achieved expected progress



Grammar, punctuation and spelling attainment

In 2014, 74% of disadvantaged pupils achieved expected progress, while 79% of other pupils achieved expected progress.

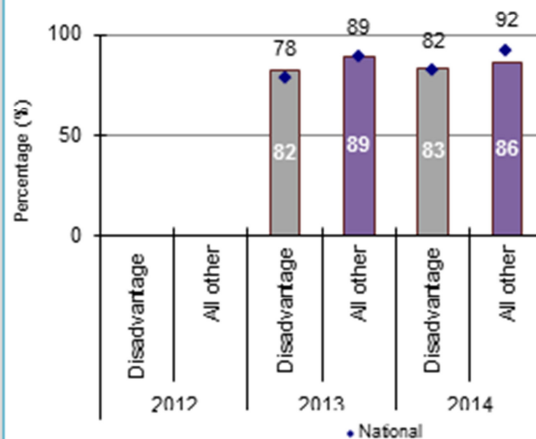
Percentage of pupils who attained Level 4 or above



Reading attainment

In 2014, 83% of disadvantaged pupils achieved expected progress, while 86% of other pupils achieved expected progress.

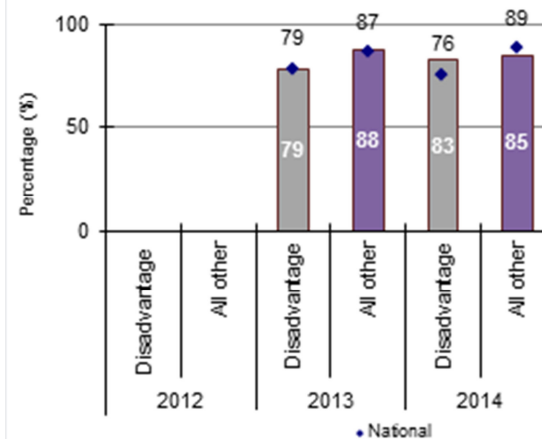
Percentage of pupils who attained Level 4 or above



Writing attainment

In 2014, 83% of disadvantaged pupils achieved expected progress, while 85% of other pupils achieved expected progress.

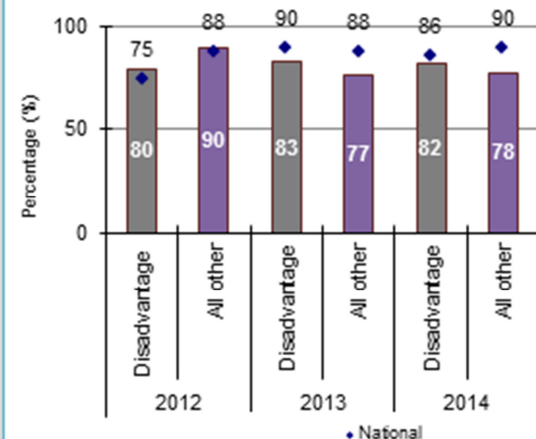
Percentage of pupils who attained Level 4 or above



Mathematics attainment

In 2014, 82% of disadvantaged pupils achieved expected progress, while 78% of other pupils achieved expected progress.

Percentage of pupils who attained Level 4 or above



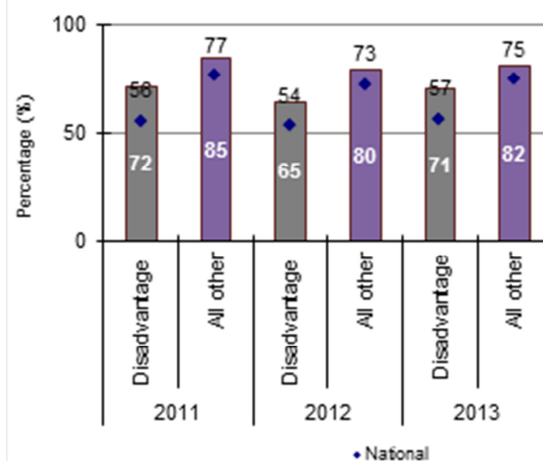
KS4 Brent - Closing the gap

Closing the gap between disadvantaged and other pupils

English expected progress

In 2013, 71% of disadvantaged pupils achieved expected progress, while 82% of other pupils achieved expected progress.

Percentage of pupils who achieved expected progress



Mathematics expected progress

In 2013, 71% of disadvantaged pupils achieved expected progress, while 84% of other pupils achieved expected progress.

Percentage of pupils who achieved expected progress

